



### District Report Card: 2017


<b>State:</b> Jammu And Kashmir	<b>District:</b> Pulwama
<b>Class:</b> 8	<b>Subject:</b> Language
<b>Schools:</b> 51	<b>Students:</b> 482


### Participation/Coverage


#### Students

<b>GENDER</b> 	Boys		Girls	
	Number	%	Number	%
	195	40.46	287	59.54

<b>AREA</b> 	Rural		Urban	
	Number	%	Number	%
	482	100.00	0	0.00

<b>CATEGORY</b> 	SC		ST		OBC		GEN	
	Number	%	Number	%	Number	%	Number	%
	4	0.83	25	5.19	173	35.89	280	58.09

<b>CWSN</b> 	LD	VI	HI	S&LD	ID	Oth
	1	0	1	1	0	0

<b>Management</b> 	Government		Government-aided	
	Number	%	Number	%
	482	100.00	0	0.00

### Average Performance of Students in Language (%)

Overall	Gender		Area		Management		Social Group			
	Male	Female	Rural	Urban	Govt.	Aided	SC	ST	OBC	GEN
18.88	23.32	15.87	18.88	0.00	18.88	0.00	23.33	30.40	12.06	22.00

### Performance on Learning Outcomes (LOs)

Learning Outcomes	Description	Average Performance(%)
L813	Read textual/non-textual materials with comprehension and identifies the details, characters, main idea and sequence of ideas and events while reading	18.88

Range of Performance of Students who Answered Correctly							
Below 30%		30% - 50%		50% - 75%		Above 75%	
Number	%	Number	%	Number	%	Number	%
357	74.07	40	8.30	57	11.83	28	5.81

### Lowest Performing Learning Outcomes (LOs)

1 - Read textual/non-textual materials with comprehension and identifies the details, characters, main idea and sequence of ideas and events while reading (18.88)